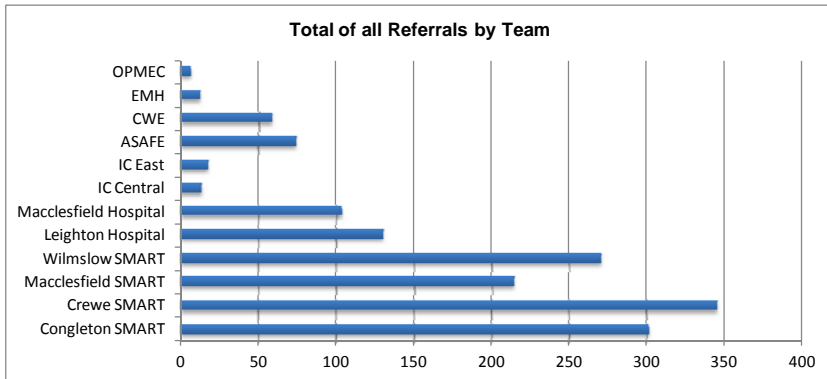
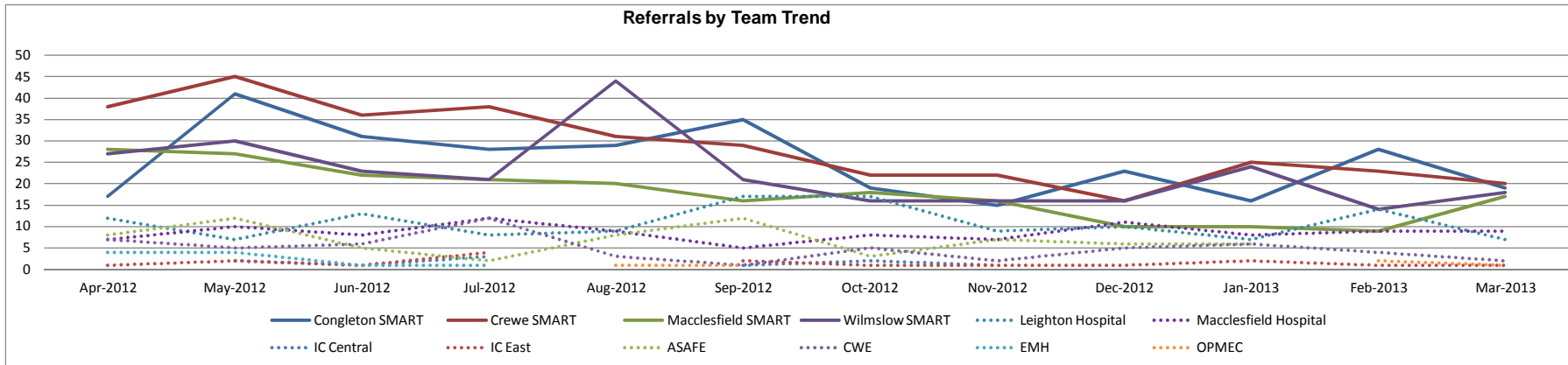


Adult Safeguarding Report

April 2012 - March 2013

Referrals by Team



Safeguarding referral distribution (rate per 10,000 population)

Updated March 2013

Team	Population			Rate per 10,000 Against Population		
	18-64	65+	18 and Over	18-64	65+	18 and Over
Wilmslow	49,500	18,500	68,000	21.41	87.57	39.41
Macclesfield	41,600	12,300	53,900	26.92	82.93	39.70
Congleton	55,100	18,400	73,500	19.60	104.89	40.95
Crewe	72,600	21,000	93,600	19.83	95.24	36.75
Total	218,800	70,200	289,000	21.48	93.59	39.00

KEY

ARE - Intermediate Care East Cheshire PCT

CICE - Intermediate Care Central Cheshire PCT

LHTE - Leighton Hospital Social Care Team

SCRE3 - Macclesfield SMART

ASAFE - Adults Safeguarding Unit

CWE - Cheshire and Wirral MH Partnership Trust East

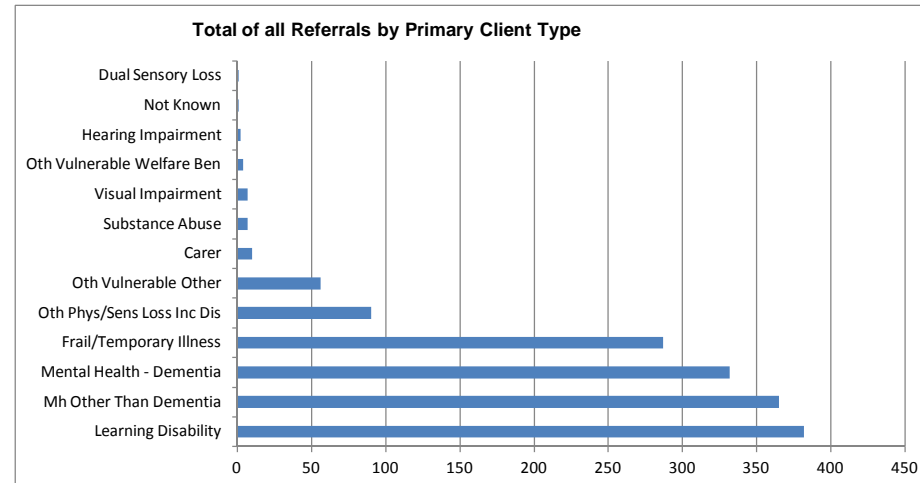
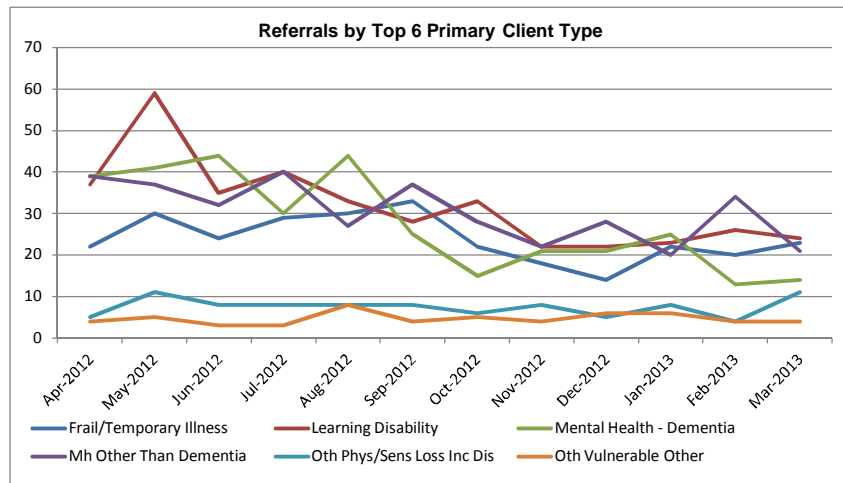
SCRE1 - Wilmslow SMART

SCRE5 - Congleton SMART

All Safeguarding Referrals by Team

	Month												Total
	Apr-2012	May-2012	Jun-2012	Jul-2012	Aug-2012	Sep-2012	Oct-2012	Nov-2012	Dec-2012	Jan-2013	Feb-2013	Mar-2013	
Congleton SMART	17	41	31	28	29	35	19	15	23	16	28	19	301
Crewe SMART	38	45	36	38	31	29	22	22	16	25	23	20	345
Macclesfield SMART	28	27	22	21	20	16	18	16	10	10	9	17	214
Wilmslow SMART	27	30	23	21	44	21	16	16	16	24	14	18	270
Macclesfield Hospital	7	10	8	12	9	5	8	7	11	8	9	9	103
Leighton Hospital	12	7	13	8	9	17	17	9	10	7	14	7	130
IC Central	0	2	1	3	0	1	2	1	0	2	0	2	14
IC East	1	2	1	4	0	2	1	1	1	2	1	1	17
ASAFE	8	12	5	2	8	12	3	7	6	6	0	5	74
CWE	7	5	6	12	3	1	5	2	5	6	4	2	58
EMH	4	4	1	1	0	0	0	1	0	1	0	0	12
OPMEC	0	0	1	0	1	1	0	0	0	0	2	1	6
Total	149	185	148	150	154	140	111	97	98	107	104	101	1544

Referrals by Primary Client Type



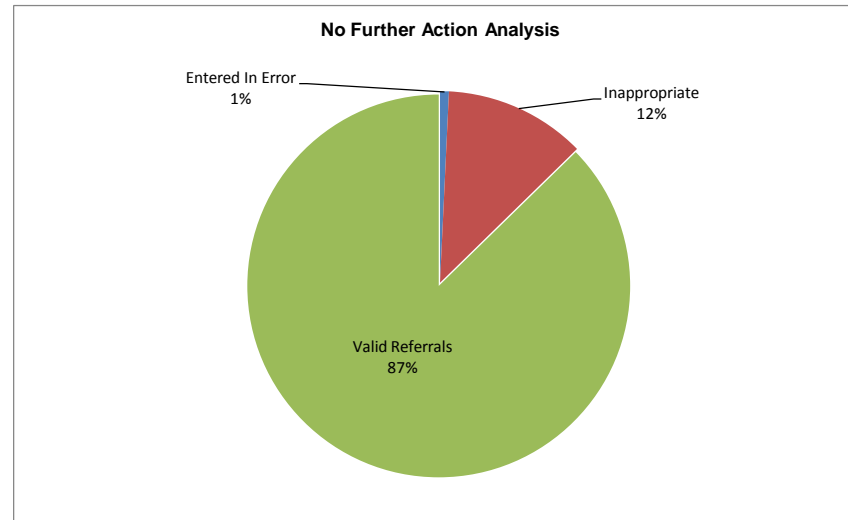
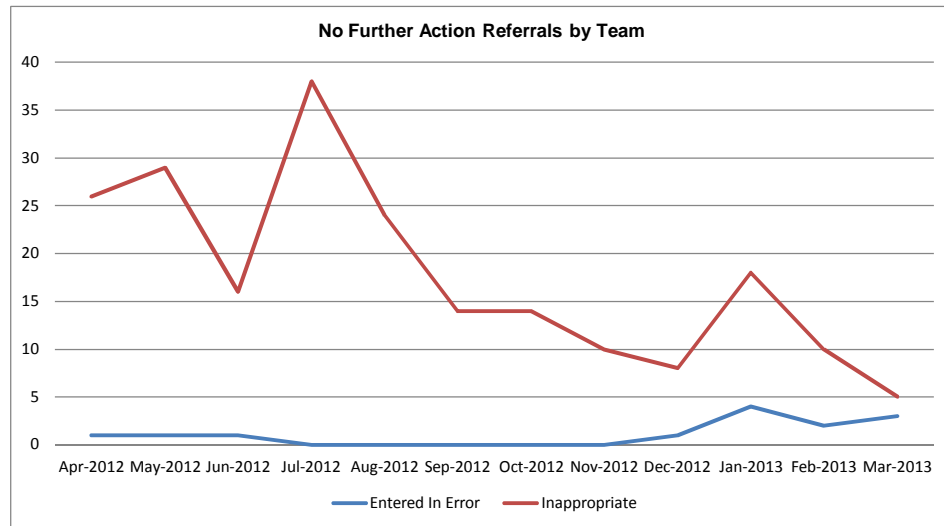
Referrals by Primary Client Type

MONTH	Carer	Dual Sensory Loss	Frail/Temporary Illness	Hearing Impairment	Learning Disability	Mental Health - Dementia	Mh Other Than Dementia	Oth Phys/Sens Loss Inc Dis	Oth Vulnerable Other	Oth Vulnerable Welfare Ben	Substance Abuse	Visual Impairment	Not Known	Total
Apr-2012	1	1	22		37	39	39	5	4			1		149
May-2012	1		30		59	41	37	11	5			1		185
Jun-2012			24	1	35	44	32	8	3		1			148
Jul-2012			29		40	30	40	8	3					150
Aug-2012	1		30		33	44	27	8	8	1	1	1		154
Sep-2012			33	1	28	25	37	8	4		3	1		140
Oct-2012	1		22		33	15	28	6	5	1				111
Nov-2012			18		22	21	22	8	4		1	1		97
Dec-2012	1		14		22	21	28	5	6	1				98
Jan-2013	2		22		23	25	20	8	6		1			107
Feb-2013	2		20		26	13	34	4	4	1				104
Mar-2013	1		23		24	14	21	11	4			2	1	101
Total	10	1	287	2	382	332	365	90	56	4	7	7	1	1544

Referrals by Primary Client Type and team

	Carer	Dual Sensory Loss	Frail/Temporary Illness	Hearing Impairment	Learning Disability	Mental Health - Dementia	Mh Other Than Dementia	Oth Phys/Sens Loss Inc Dis	Oth Vulnerable Other	Oth Vulnerable Welfare Ben	Substance Abuse	Visual Impairment	Not Known	Total
C&W Trust East	2		58		51	50	73	14	21		1		1	271
Opacm Leighton Hospital East			1		1		36							38
Opacm Macclesfield Hospital			34	1	1	24	31	7	15	1		2		116
Smart Congleton			30			11	23	5	1	1	2	1		74
Smart Crewe And Nantwich	2		44		78	49	68	16	5		1			263
Smart Knutsford Wilm & Poyntor	1		50		115	73	68	32	5			1		345
Smart Macclesfield	5	1	27		58	56	22	9	7					185
Intermediate Care East			32	1	77	48	38	5	2	2	2	3		210
Intermediate Care East Central			10		1	1	1	1			1			15
Intermediate Care East Central			1					1						2
Opcmht Older People East						8	4							12
Opcmht Op East Central						12	1							13
Total	10	1	287	2	382	332	365	90	56	4	7	7	1	1544

Referrals by Team (No Further Action)

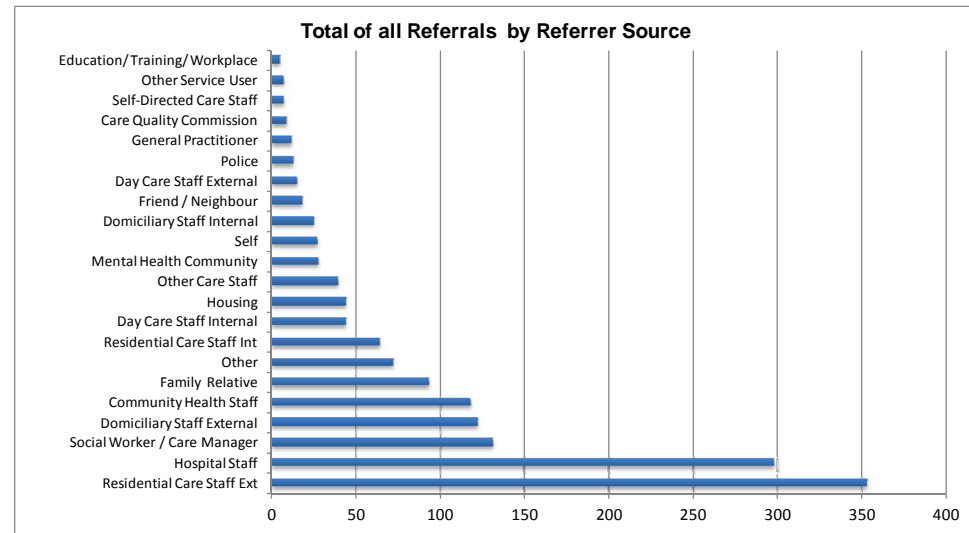
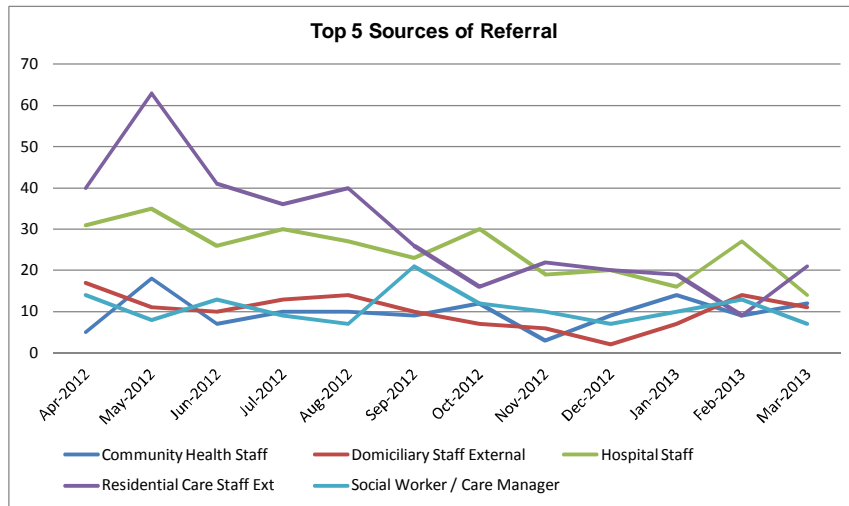


No Further Action Referrals by Team

	Entered In Error	Inappropriate	NFA Total	Total Safeguarding Referrals	% Against all Safeguarding Referrals
Congleton SMART	5	16	21	322	5.5%
Crewe SMART	2	33	35	380	9.2%
Macclesfield SMART	4	57	61	275	22.2%
Wilmslow SMART	0	63	63	333	18.9%
Leighton Hospital	2	19	21	151	13.9%
Macclesfield Hospital	0	3	3	106	2.8%
IC East	0	4	4	21	19.0%
ASAFE	0	2	2	76	2.6%
CWE	0	2	2	60	3.3%
EMH	0	9	9	21	42.9%
OPMEC	0	4	4	10	40%
NFA Total	13	212	225	1755	12.8%

Please note that there may be a significant number of records excluded from these figures (circa 300) which would fall into the NFA or Inappropriate categories. These are not counted because the referral in Paris was closed before the appropriate data was recorded. When a referral is closed it is not possible to update the data associated with the referral.

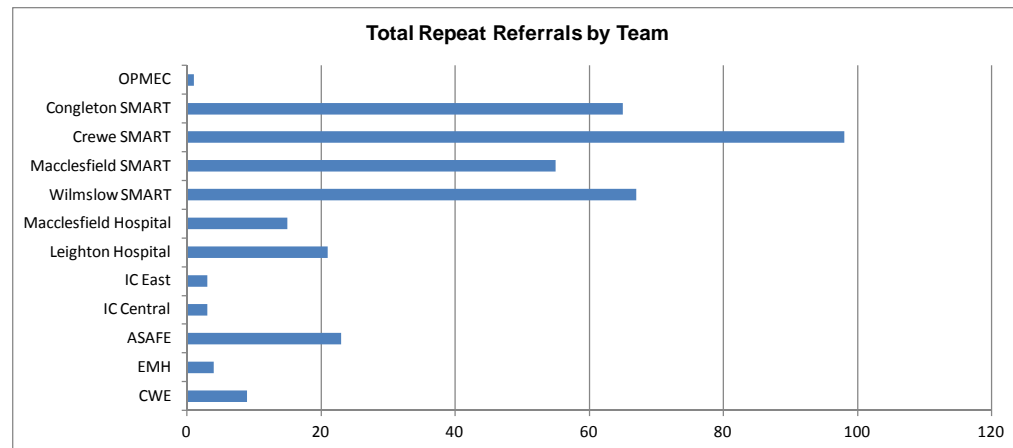
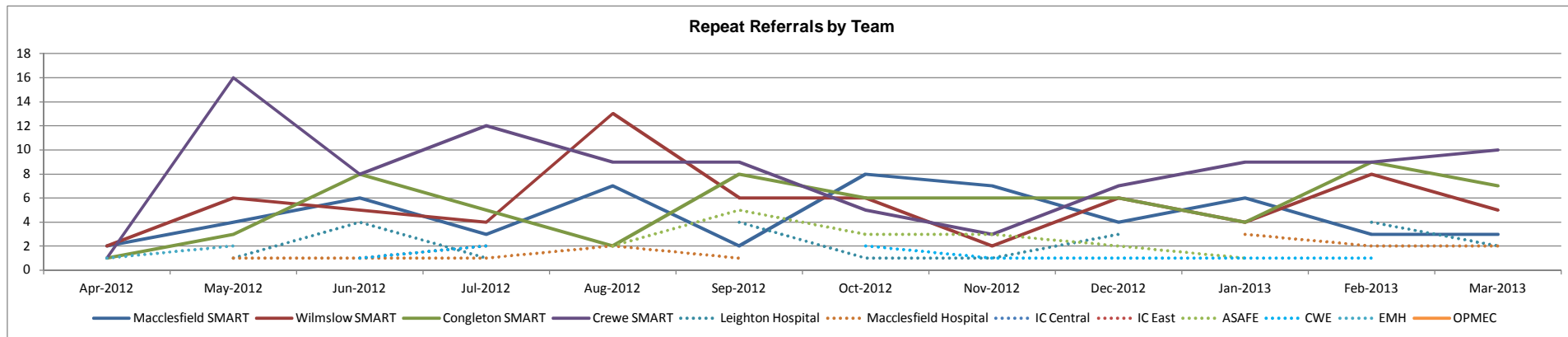
Referrals by Source



Referrals by Source and Team

	Congleton		Macclesfield	Wilmslow	Leighton	Macclesfield	IC Central	IC East	ASAFE	CWE	EMH	OPMEC	Total
	SMART	Crewe SMART	SMART	SMART	Hospital	Hospital							
Care Quality Commission	2	1	1	1	1	0	0	0	2	0	1	0	9
Community Health Staff	14	16	36	26	2	3	5	4	1	8	3	0	118
Day Care Staff External	6	3	5	0	1	0	0	0	0	0	0	0	15
Day Care Staff Internal	8	17	12	6	0	1	0	0	0	0	0	0	44
Domiciliary Staff External	36	36	30	13	1	3	0	1	0	0	0	2	122
Domiciliary Staff Internal	4	9	5	2	0	3	1	0	0	1	0	0	25
Education/ Training/ Workplace	2	1	2	0	0	0	0	0	0	0	0	0	5
Family Relative	25	22	11	12	8	4	0	2	3	5	0	1	93
Friend / Neighbour	10	5	0	2	0	0	0	0	0	0	1	0	18
General Practitioner	0	2	4	5	0	1	0	0	0	0	0	0	12
Hospital Staff	24	23	10	47	96	74	2	5	5	5	4	3	298
Housing	12	9	10	8	1	0	0	1	0	2	1	0	44
Mental Health Community	5	1	5	8	0	0	0	0	0	7	2	0	28
Other	27	10	7	17	1	3	0	2	3	2	0	0	72
Other Care Staff	14	8	5	6	0	1	0	0	2	3	0	0	39
Other Service User	5	0	1	1	0	0	0	0	0	0	0	0	7
Police	4	4	1	3	0	1	0	0	0	0	0	0	13
Residential Care Staff Ext	51	113	41	84	9	4	0	0	50	1	0	0	353
Residential Care Staff Int	28	12	6	6	3	2	4	0	1	2	0	0	64
Self	3	5	3	4	0	1	0	1	3	7	0	0	27
Self-Directed Care Staff	4	1	1	1	0	0	0	0	0	0	0	0	7
Social Worker / Care Manager	17	47	18	18	7	2	2	1	4	15	0	0	131
Total	301	345	214	270	130	103	14	17	74	58	12	6	1544

Repeat Referrals

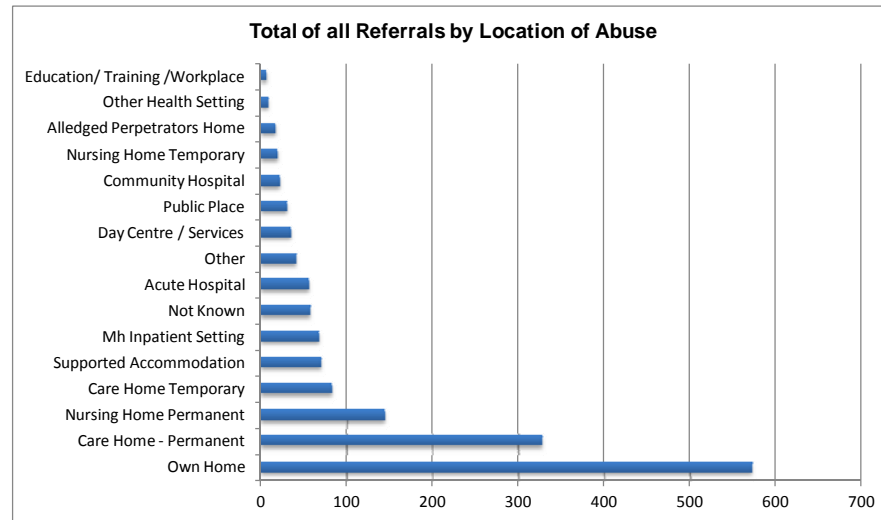
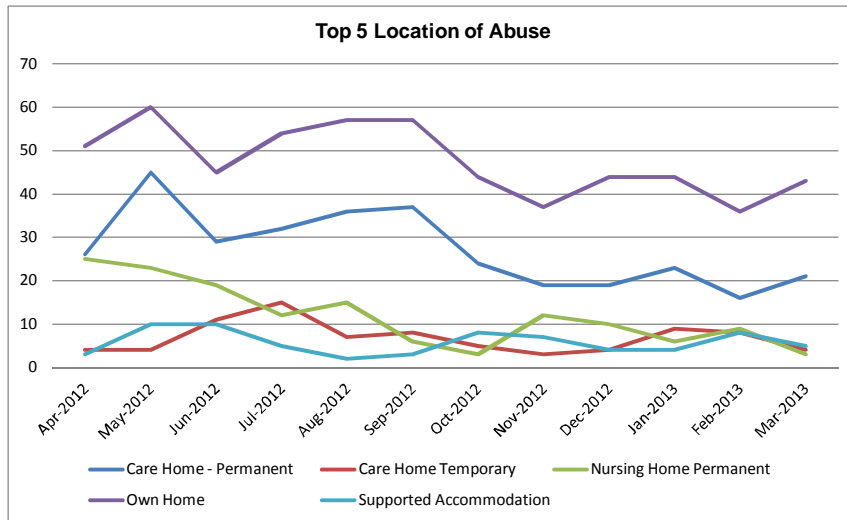


	Total Repeat Referrals	Distinct Clients Repeat Referrals	Total of all Safeguarding Referrals	% Repeat against all Safeguarding Referrals
Macclesfield SMART	55	35	214	26%
Wilmslow SMART	67	40	270	25%
Congleton SMART	65	49	301	22%
Crewe SMART	98	64	345	28%
Leighton Hospital	21	15	130	16%
Macclesfield Hospital	15	14	103	15%
IC Central	3	2	14	21%
IC East	3	1	17	18%
ASAFE	23	19	74	31%
CWE	8	9	58	14%
EMH	6	4	12	50%

Total Repeat Referrals by Team

	Apr-2012	May-2012	Jun-2012	Jul-2012	Aug-2012	Sep-2012	Oct-2012	Nov-2012	Dec-2012	Jan-2013	Feb-2013	Mar-2013	Grand Total
Macclesfield SMART	2	4	6	3	7	2	8	7	4	6	3	3	55
Wilmslow SMART	2	6	5	4	13	6	6	2	6	4	8	5	67
Congleton SMART	1	3	8	5	2	8	6	6	6	4	9	7	65
Crewe SMART	1	16	8	12	9	9	5	3	7	9	9	10	98
Leighton Hospital		1	4	1		4	1	1	3		4	2	21
Macclesfield Hospital		1	1	1	2	1		2		3	2	2	15
IC Central							1			2			3
IC East			1	2									3
ASAFE	3		1		2	5	3	3	2	1		3	23
CWE			1	2			2	1	1	1	1		9
EMH	1	2						1					4
OPMEC												1	1
Grand Total	10	33	35	30	35	35	32	26	29	30	36	33	364

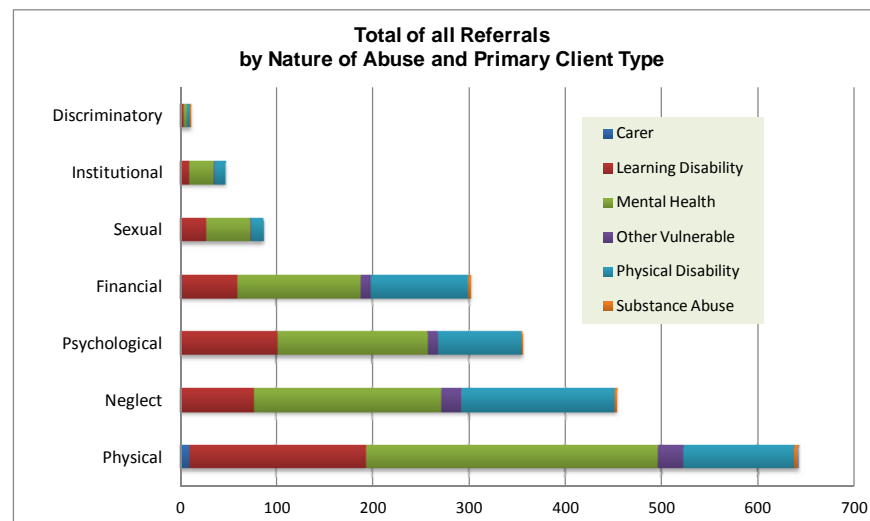
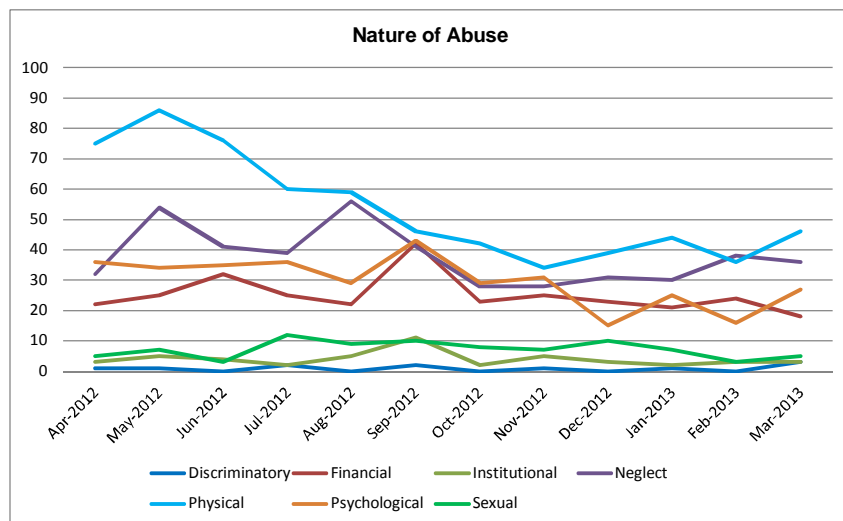
Location Of Abuse



Referrals by Location Of Abuse and Team

	Congleton		Macclesfield		Wilmslow	Leighton	Macclesfield	IC Central	IC East	ASAFE	CWE	EMH	OPMEC	Total
	SMART	Crewe SMART	SMART	SMART	SMART	Hospital	Hospital							
Acute Hospital	3	8	6	5	14	8	8	0	2	0	1	8	0	55
Alleged Perpetrators Home	3	5	4	1	0	1	0	0	0	0	2	0	0	16
Care Home - Permanent	75	88	41	71	12	6	0	0	0	31	3	0	0	327
Care Home Temporary	21	20	6	5	11	5	4	4	4	5	0	1	0	82
Community Hospital	0	4	4	3	8	2	0	0	0	0	0	0	0	21
Day Centre / Services	11	11	8	3	0	1	0	0	0	0	0	0	0	34
Education/ Training /Workplace	1	0	3	1	0	0	0	0	0	0	0	0	0	5
Mh Inpatient Setting	6	2	16	41	0	0	0	0	0	0	0	0	1	66
Nursing Home Permanent	13	25	12	33	13	11	0	0	0	35	1	0	0	143
Nursing Home Temporary	1	5	1	0	4	4	0	1	3	0	0	0	0	19
Other Health Setting	0	0	2	3	0	0	1	1	0	1	0	0	0	8
Own Home	121	117	76	81	58	58	9	8	0	37	3	4	572	
Public Place	6	9	4	7	0	0	0	0	0	0	2	0	1	29
Supported Accommodation	23	19	15	5	2	2	0	0	0	0	3	0	0	69
Other	7	8	11	5	4	1	0	0	0	0	5	0	0	41
Not Known	10	24	5	6	4	4	0	1	0	3	0	0	0	57
Total	301	345	214	270	130	103	14	17	74	58	12	6	1544	

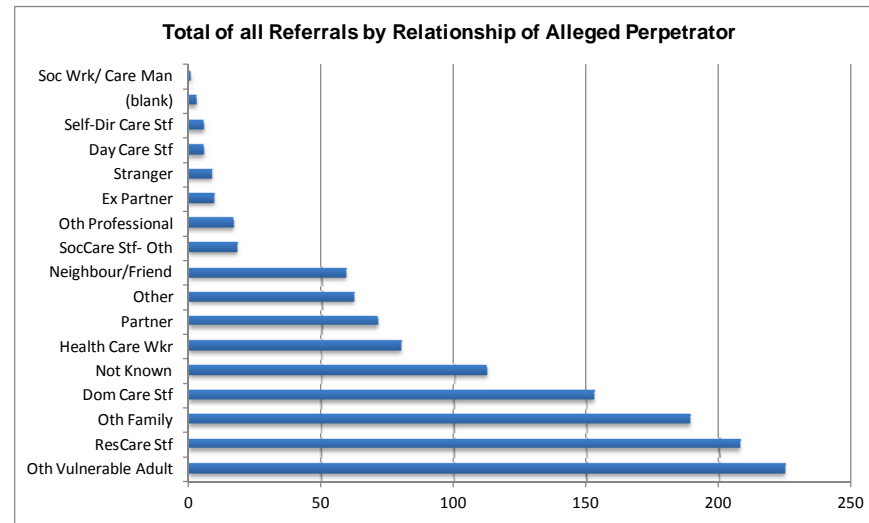
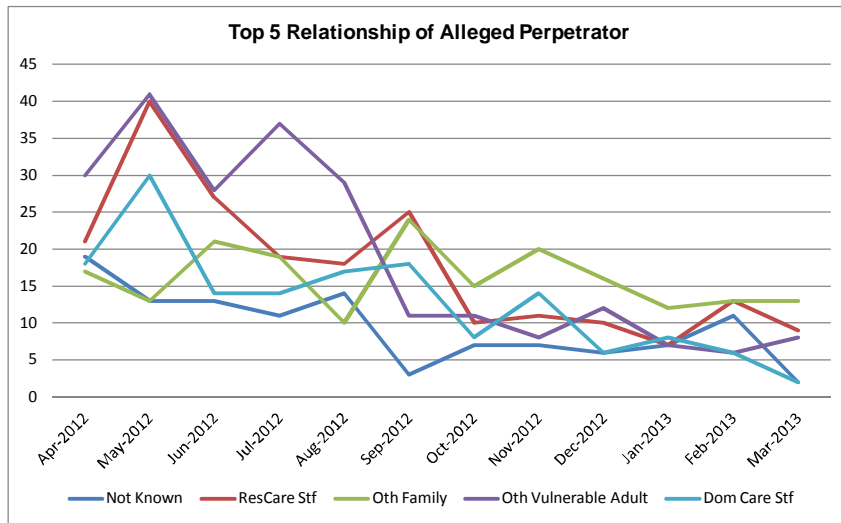
Nature Of Abuse



Referrals by Nature of Abuse and Team

	Congleton		Macclesfield		Wilmslow	Leighton	Macclesfield	IC Central	IC East	ASAFE	CWE	EMH	OPMEC	Total
	SMART	Crewe SMART	SMART	SMART	SMART	Hospital	Hospital							
Discriminatory	2	3	1	0	2	1	0	0	0	0	1	1	0	11
Financial	61	82	40	49	13	18	4	9	7	17	0	2	0	302
Institutional	15	4	9	5	1	2	0	0	10	0	2	0	0	48
Neglect	103	68	54	62	75	46	4	5	31	4	1	1	0	454
Physical	109	163	100	132	41	31	4	3	27	20	10	3	0	643
Psychological	71	69	60	60	19	26	5	2	14	30	0	0	0	356
Sexual	17	29	11	12	1	4	0	0	1	11	0	0	0	86
Total	378	418	275	320	152	128	17	19	90	83	14	8	0	1900

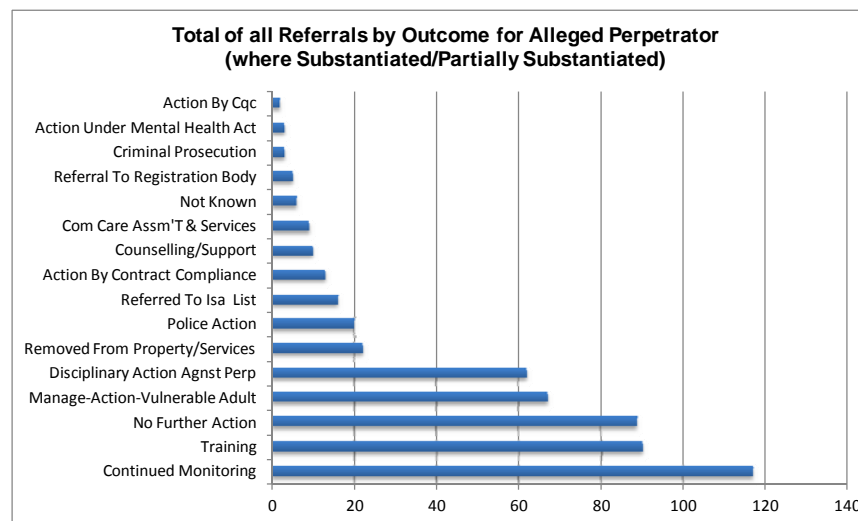
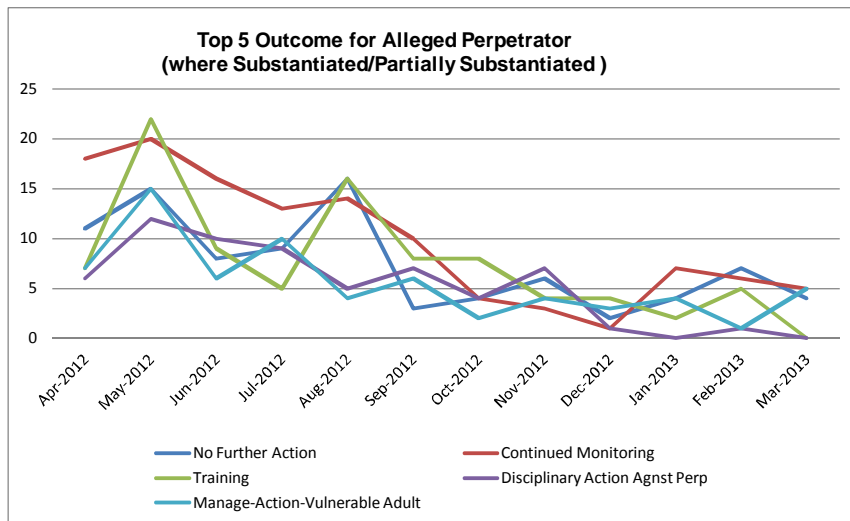
Relationship of Alleged Perpetrator



Referrals by Relationship of Alleged Perpetrator and Time

	Congleton		Macclesfield	Wilmslow	Leighton	Macclesfield	IC Central	IC East	ASAFE	CWE	EMH	OPMEC	Total
	SMART	Crewe SMART	SMART	SMART	Hospital	Hospital							
Ex Partner	3	2	0	1	0	4	0	0	0	0	0	0	10
Not Known	12	38	18	12	19	4	0	2	4	3	0	1	113
Other	18	10	9	8	2	6	1	2	0	6	0	0	62
Partner	12	9	4	21	5	20	1	0	0	0	0	1	73
Stranger	0	0	6	2	1	0	0	0	0	0	0	0	9
Neighbour/Friend	8	17	7	17	3	4	0	1	0	3	0	0	60
ResCare Stf	43	21	26	35	22	18	2	4	39	0	0	0	210
Oth Family	41	45	24	32	18	16	8	3	0	6	0	0	193
SocCare Stf- Oth	11	1	4	0	1	0	0	1	0	0	0	0	18
Health Care Wkr	7	4	8	41	17	3	1	1	0	0	0	0	82
Oth Vulnerable Adult	44	75	31	61	0	0	0	0	8	4	5	0	228
Oth Professional	3	5	6	0	0	2	0	0	0	1	0	0	17
Self-Dir Care Stf	1	1	3	1	0	0	0	0	0	0	0	0	6
Soc Wrk/ Care Man	0	0	1	0	0	0	0	0	0	0	0	0	1
Dom Care Stf	51	42	16	29	10	4	1	1	0	1	0	0	155
Day Care Stf	3	1	2	1	0	0	0	0	0	0	0	0	7
(blank)	0	1	1	1	1	0	0	0	0	0	0	0	4
Total	257	272	166	262	99	81	14	15	51	24	5	2	1248

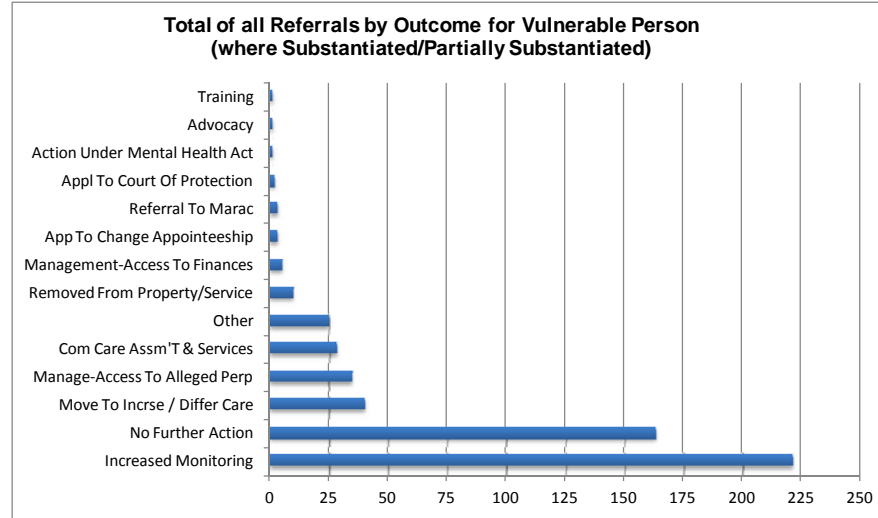
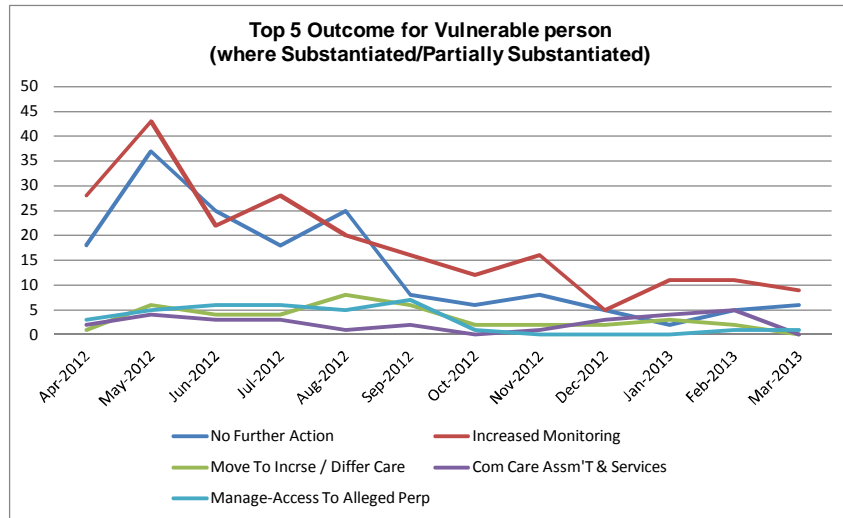
Outcome for Alleged Perpetrator



NB: Activity will be significantly lower in the more recent months as these cases may not yet be completed and the investigations still ongoing

	Congleton		Macclesfield		Wilmslow	Leighton	Macclesfield								
	SMART	Crewe SMART	SMART	SMART	SMART	Hospital	Hospital	IC East	CWE	EMH	ASAFE	OPMEC	IC Central	Total	
Not Known	2		1	0	1	0	1	0	1	0	0	0	0	6	
No Further Action	18		27	7	22	3	7	0	1	3	0	0	1	89	
Continued Monitoring	26		29	35	13	5	2	0	0	2	4	0	1	117	
Training	21		14	7	24	8	1	0	0	0	15	0	0	90	
Counselling/Support	3		0	2	1	1	1	0	0	0	1	1	0	10	
Com Care Assm'T & Services	1		3	0	3	0	1	0	1	0	0	0	0	9	
Action By Cqc	2		0	0	0	0	0	0	0	0	0	0	0	2	
Removed From Property/Service	18		0	0	2	0	0	1	0	0	1	0	0	22	
Disciplinary Action Agnst Perp	29		4	7	12	2	2	0	0	0	5	0	1	62	
Action By Contract Compliance	5		0	1	0	0	0	0	0	0	7	0	0	13	
Police Action	3		8	2	2	2	1	0	2	0	0	0	0	20	
Manage-Action-Vulnerable Adult	12		34	6	7	2	0	0	1	0	5	0	0	67	
Referred To Isa List	6		1	1	4	0	0	0	0	0	4	0	0	16	
Action Under Mental Health Act	2		1	0	0	0	0	0	0	0	0	0	0	3	
Referral To Registration Body	0		0	0	4	0	0	0	0	0	1	0	0	5	
Criminal Prosecution	0		1	1	0	0	0	0	0	0	1	0	0	3	
Total	148		123	69	95	23	16	1	6	5	44	1	3	534	

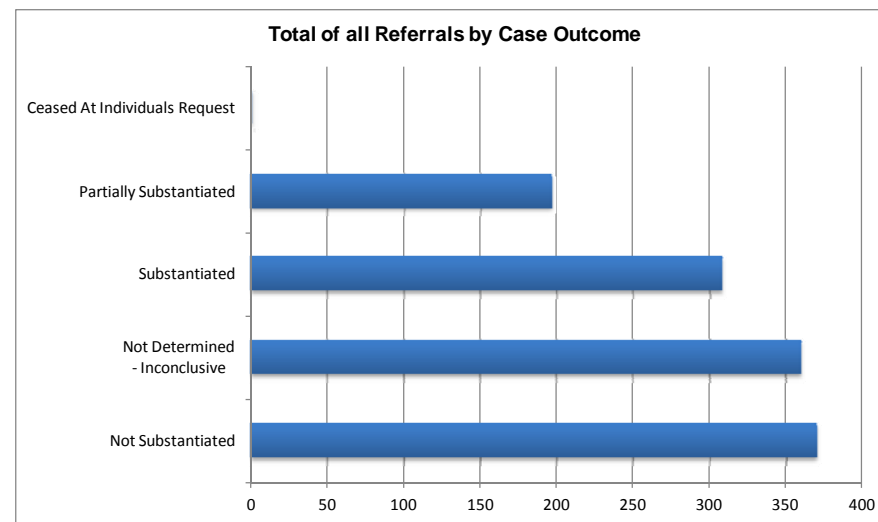
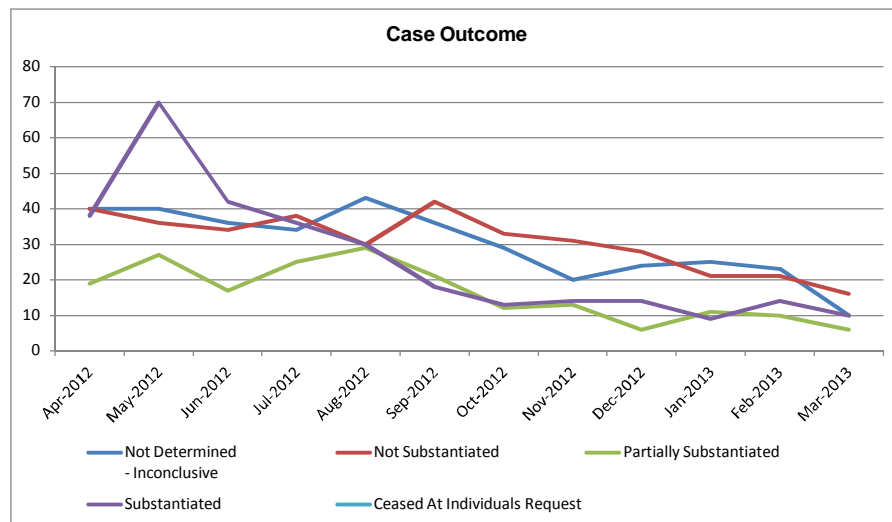
Outcome for Vulnerable Person



NB: Activity will be significantly lower in the more recent months as these cases may not yet be completed and the investigations still ongoing

	Congleton SMART	Crewe SMART	Macclesfield SMART	Wilmslow SMART	Leighton Hospital	Macclesfield Hospital	IC Central	IC East	CWE	EMH	ASAFE	OPMEC	Total
Other	4	6	1	1	3	3	2	0	2	0	3	0	25
No Further Action	33	23	22	60	13	2	1	1	1	4	3	0	163
Increased Monitoring	41	83	36	18	6	5	1	1	5	1	24	0	221
Move To Incrse / Differ Care	21	3	4	5	3	3	0	0	1	0	0	0	40
Removed From Property/Service	6	2	0	0	0	1	0	0	0	0	1	0	10
Com Care Assm'T & Services	12	1	2	7	0	4	0	0	0	0	1	1	28
Manage-Access To Alleged Perp	19	10	3	0	1	0	0	0	0	0	2	0	35
Management-Access To Financial	2	0	0	2	1	0	0	0	0	0	0	0	5
Training	1	0	0	0	0	0	0	0	0	0	0	0	1
Advocacy	0	0	0	0	0	0	0	1	0	0	0	0	1
Referral To Marac	1	1	0	0	0	1	0	0	0	0	0	0	3
Action Under Mental Health Act	1	0	0	0	0	0	0	0	0	0	0	0	1
Appl To Court Of Protection	1	0	0	1	0	0	0	0	0	0	0	0	2
App To Change Appointeeship	2	0	0	1	0	0	0	0	0	0	0	0	3
Total	144	129	68	95	27	19	4	3	9	5	34	1	538

Case Outcome



NB: Activity will be significantly lower in the more recent months as these cases may not yet be completed and the investigations still ongoing

Referrals by Case Outcome

	Congleton		Macclesfield		Wilmslow	Leighton	Macclesfield								
	SMART	Crewe SMART	SMART	SMART	SMART	Hospital	Hospital	IC Central	IC East	ASAFE	CWE	EMH	OPMEC	Total	
Not Determined - Inconclusive	40		72		57	132	12	23	1	2	13	8	0	0	360
Not Substantiated	96		68		42	33	62	37	9	9	6	7	0	1	370
Partially Substantiated	31		47		15	67	8	12	0	1	11	3	0	1	196
Substantiated	90		82		51	27	17	6	3	1	20	6	5	0	308
Ceased At Individuals Request	0		0		0	0	0	0	1	0	0	0	0	0	1
Total	257		269		165	259	99	78	14	13	50	24	5	2	1235